



Become a Certified

FINANCIAL MODELING & VALUATION ANALYST

Professional



query@analytixcamp.com



<https://analytixcamp.com/>

For More Information, Contact OR Visit Our Office:



+92 329 3073053
+92 314 2908801
+92 330 2679884



Basement Floor, 153-N/1/A,
P.E.C.H.S., Karachi, 75400 -
Opposite to Imtiaz Super
Market

ABOUT US:

Analytix Camp is a leading training institute dedicated to equipping individuals with the analytical skills needed to excel in today's data-driven world. We specialize in teaching a wide range of analysis disciplines, including Financial Analysis, Data Analysis, Business Analysis, and Business Intelligence, with courses covering essential tools like Power BI, SQL, Tableau, and Python.

OUR MISSION:

Our mission is to empower our students with practical, real-world skills that are immediately applicable in the workplace. Whether you're a beginner or looking to advance your career, Analytix Camp offers a supportive learning environment with expert instructors who are passionate about helping you succeed. Join us and start transforming data into insights today.

OUR STORY:

At Analytix Camp, we believe that the power of data can change the world. Founded with a vision to empower individuals with the skills needed to thrive in the data-driven economy, Analytix Camp has quickly become a beacon for aspiring analysts. Whether you're taking your first steps into the world of analytics or looking to refine and advance your expertise, we are here to guide you on that journey.

Our passion lies in transforming raw data into meaningful insights, equipping our students with the analytical skills that are in high demand across industries. From Financial Analysis to Data Analysis, Business Analysis, and Business Intelligence, we offer a comprehensive curriculum that spans the key tools and techniques needed to excel, including Power BI, SQL, Tableau, and Python.

Our experienced instructors bring real-world knowledge into the classroom, ensuring that every lesson is not just about learning but about applying those skills in real-world scenarios. At Analytix Camp, you're not just another student; you're a future analyst who will help drive decisions that make an impact. Together, we are building a community of analytical thinkers who are ready to tackle the challenges of tomorrow.

YOUR TEACHER IS INDUSTRY EXPERT



Muhammad Abbas

Data Analyst (07+ Years)

Financial Data Analyst, TechFlow Inc. (USA)

Introducing Muhammad Abbas, an accomplished professional with 7 years of experience in Analytics and Finance, having worked for leading multinational and tech companies such as BridgeTech Solutions and TechFlow Inc. With a strong foundation in data-driven decision-making and financial insights, Muhammad is dedicated to empowering others.

He also runs a YouTube channel called Abbas Imami, where he follows his passion for teaching and sharing his expertise, particularly with the youth. Through his platform, Muhammad strives to inspire and educate the next generation of data professionals.

 <https://www.linkedin.com/in/abbas-a-imami/>

 <https://www.youtube.com/@abbasimami>

THE ROADMAP TO BECOME A CERTIFIED FINANCIAL ANALYST

WITH PRACTICAL JOB ASSISTANCE + INDUSTRIAL MODELS



12 CAREER TRACKS TO PURSUE AFTER BECOMING A CERTIFIED FINANCIAL MODELING & VALUATION ANALYST PROFESSIONAL

1. Financial Analyst

Responsibilities: Analyze financial data, create forecasts, prepare reports, and assist in budgeting.

Why Hire: FMVAs possess strong modeling skills and financial analysis expertise, essential for decision-making.

2. Investment Analyst

Responsibilities: Evaluate investment opportunities, conduct market research, and analyze financial statements.

Why Hire: Their proficiency in valuation techniques aids in making informed investment decisions.

3. Corporate Finance Analyst

Responsibilities: Manage financial planning, capital structure analysis, and mergers & acquisitions (M&A).

Why Hire: FMVAs can effectively model complex corporate financial scenarios, crucial for strategic decisions.

4. Equity Research Analyst

Responsibilities: Analyze stocks and equity securities, write research reports, and provide investment recommendations.

Why Hire: Strong valuation skills enhance their ability to assess stock performance and value.

5. Risk Analyst

Responsibilities: Identify and analyze financial risks, conduct stress testing, and develop risk mitigation strategies.

Why Hire: FMVAs understand financial modeling, which is vital for assessing risk scenarios.

6. Valuation Consultant

Responsibilities: Provide business valuations for mergers, acquisitions, or litigation purposes.

Why Hire: Their expertise in valuation techniques is essential for accurate assessments.

7. Budget Analyst

Responsibilities: Prepare budget reports, analyze spending trends, and assist in budget planning.

Why Hire: FMVAs' modeling skills enhance budget accuracy and financial forecasting.

8. Financial Controller

Responsibilities: Oversee financial reporting, manage accounting operations, and ensure compliance with regulations.

Why Hire: Their financial modeling expertise supports better financial management and reporting accuracy.

9. Private Equity Analyst

Responsibilities: Analyze potential investments, conduct due diligence, and monitor portfolio performance.

Why Hire: FMVAs can develop robust financial models for evaluating investment viability.

10. Treasury Analyst

Responsibilities: Manage cash flow, oversee investment portfolios, and ensure financial liquidity.

Why Hire: Their modeling skills help in forecasting cash needs and investment returns.

11. Financial Planner/Advisor

Responsibilities: Develop financial plans for clients, assess investment options, and provide retirement planning advice.

Why Hire: FMVAs can create detailed financial models to project clients' financial futures.

12. Management Consultant (Finance)

Responsibilities: Advise organizations on financial strategies, operational efficiency, and financial performance improvements.

Why Hire: Their analytical skills and financial modeling knowledge enable insightful recommendations.

WHY THIS IS THE MOST EFFECTIVE BOOTCAMP ON THIS PLANET

- ✓ **We respect your time and money; hence we advise you to consult with the Course Instructor first before enrolling in our bootcamp.**
- ✓ **We offer unlimited Chat Support for doubt clearing through our WhatsApp Group.**
- ✓ **The Projects you will be working on will be related to FMCG, Hospitality to help you understand the Market.**
- ✓ **We provide comprehensive practical job assistance that includes: Resume and Interview preparation, Virtual Internship, and building Online Credibility.**
- ✓ **You will experience highly engaging content that provides a cinematic feel real-world business practice problems, and interactive business meetings.**
- ✓ **In this Bootcamp, you won't be working on only sample datasets instead, you'll work on real world Company Models.**



TRAINING OUTLINE:**1. ACCOUNTING FUNDAMENTALS**

- I. Introduction of Accounting Fundamentals
- II. Constructing an Income Statement
- III. Constructing a Balance Sheet Statement
- IV. Constructing a Cash Flow Statement

2. READING FINANCIAL STATEMENT

- I. Discussing the Financial Statement Module
- II. Understanding the Balance Sheet
- III. Understanding Income Statement and Cash Flow Statement

**3. MS EXCEL FUNDAMENTALS -
FORMULAS FOR FINANCE**

- I. Introducing the Microsoft Excel
- II. Excel Layout
- III. Excel Setting
- IV. Advanced Setup of Financial Analysis
- V. Building Functions and Formulas

4. CORPORATE FINANCE FUNDAMENTALS

- I. Basics of Corporate Finance
- II. Capital Investment
- III. Capital Financing
- IV. Dividends and Returns on Capital Investment

5. MATHS FOR CORPORATE FINANCE

- I. Discounted Cash Flows
- II. Bond Pricing and Yields
- III. Key Statistical Skills
- IV. Understanding Covariance, Correlation and Regression
- V. Financial Analysis Fundamentals

6. FINANCIAL ANALYSIS FUNDAMENTALS

- I. Vertical Income Statement Analysis
- II. Horizontal Income Statement Analysis
- III. Balance Sheet Analysis
- IV. Balance Sheet Ratios
- VI. Cash Flow Statement Analysis
- VII. Cash Flow Statement Ratios
- VIII. Rate of Returns and Profitability Ratios

7. ACCOUNTING PRINCIPLES AND STANDARDS

- I. Accounting Principles
- II. Usefulness of Financial Information
- III. Detailed Accounting Standards
- IV. Accounting for Leases
- V. Accounting for Income Taxes
- VI. Accounting for Share-Based Payments
- VII. Accounting for Business Combinations
- VIII. Accounting for Financing Fees and Transaction Costs

8. 03 STATEMENT FINANCIAL MODELING

- I. Financial Modelling Best Practices
- II. Model Setup and Assumptions
- III. Forecast Revenue down to the EBIDTA
- IV. Forecast Working Capital and PP&E
- V. Forecast Capital Structure
- VI. Complete Cash Flow Statement
- VII. Review and Audit the Model
- VIII. Summarizing the Financial Model
- IX. Additional Case Study of Financial Model

9. BUSINESS VALUATION

- I. Introduction of Corporate Valuation
- II. Equity Value vs Enterprise Value
- III. Valuation Multiples
- IV. Comparable Company Analysis
- V. Precedent Transaction Analysis
- VI. Discounted Cash Flow Model
- VII. Weighted Average Cost of Capital (WACC)
- VIII. Presenting the Results
- IX. Using Comparable Company Information to Assess Acquisition Opportunities
- X. Public Information Book

10. BUDGETING AND FORECASTING

- I. Understanding the Budgeting
- II. Budgeting within Strategic Framework
- III. Building a Robust Budgeting Process
- IV. Practical Guide of Developing Budget
- V. Forecasting Techniques
- VI. Variance Analysis: Budget Actual vs Expected Performance
- VII. Applied Budgeting Tools and Techniques in Excel

11. FP&A MONTHLY CASH FLOW FORECAST MODEL

- I. Understanding Financial Planning and Analysis FP&A
- II. Modelling Cash Flows (Review)
- III. Building FP&A Financial Model in Excel
- IV. Enhance your Financial Model
- V. Completing the Model

12. SCENARIO AND SENSITIVITY ANALYSIS IN EXCEL

- I. Scenario Analysis
- II. Sensitivity Analysis (Model Integration)
- III. Sensitivity Analysis (Analyzing and Presenting Results)
- IV. Completing the Model

13. DASHBOARD AND DATA VISUALIZATION

- I. Context and Visuals in MS Excel
- II. Focusing Attention
- III. Design Principles
- IV. Dashboard # 01
- V. Dashboard # 02
- VI. Dashboard # 03

14. OPERATIONAL MODELLING

- I. Model Overview
- II. Revenue Schedule
- III. Cost Schedule
- IV. Income Statement
- V. Working Capital Schedule
- VI. Depreciation Schedule
- VII. Asset Schedule
- VIII. Income Tax Schedule
- IX. Completing the Model

15. STARTUP E COMMERCE FINANCIAL MODEL & VALUATION

- I. Introduction to E-Commerce
- II. Building the Assumptions
- III. Income Statement Model
- IV. Balance Sheet Model
- V. Supporting Schedule Model
- VI. Cash Flow Statement Model
- VII. Customer Metrics
- VIII. Discounted Cash Flow DCF Valuation
- IX. Designing Charts and Graphs

16. MERGERS & ACQUISITIONS (M&A) MODELLING

- I. Introduction to M&A Financial Modelling
- II. M&A Modelling Process
- III. Acquirer and Target Financial Model
- IV. Transaction Assumptions
- V. Closing Balance Sheet
- VI. Pro Forma Financial Model
- VII. Accretion and Dilution Analysis
- VIII. Sensitivity Analysis
- IX. Effects on Share Price

17. REAL STATE FINANCIAL MODELLING

- I. Introduction
- II. Cap Rates and Net Operating Income (NOI)
- III. Land Loans and Construction Loans
- IV. Real Estate Development Model
- V. Joint Ventures and Cash Flow Waterfalls
- VI. Financial Analysis Output
- VII. Presentation of Financial Information
- VIII. Leveraged Buyout LBO Modeling

18. PRESENTATION OF FINANCIAL INFORMATION

- I. Principles of Effective Presentation
- II. Amazon Sample Presentation Walkthrough
- III. Leveraged Buyout LBO Modeling

19. LEVERAGED BUYOUT LBO MODELLING

- I. Introduction of Leveraged Buyouts
- II. Introduction to LBO Modelling
- III. LBO Model Bells and Whistles
- IV. LBO Modelling Deep Dive
- V. LBO Valuation
- VI. LBO Model Design
- VII. LBO Model Sources and Uses
- VIII. Building Financing Assumptions
- IX. Model Drivers
- X. Operations Schedule
- XI. Financial Statements
- XII. Capital Structure
- XIII. Debt Schedule – Revolving Credit Line
- XIV. Debt Schedule – Term Loans
- XV. Debt Schedule – Subordinated Debt
- XVI. Equity Schedule
- XVII. Output Schedule – Credit Metrics
- XVIII. Output Schedule – Equity Returns
- XIX. Building Excel Dashboard
- XX. Model Circularity and Checks
- XXI. Model Review and Summary

FREE PORTFOLIO WEBSITE

Having a **PROJECT PORTFOLIO** WEBSITE is a fantastic way to stand out from the crowd and to show the proof of your work. This is the right way to convince the hiring managers to call you for an interview especially if you are a fresher or someone from a non-technical background. We advised our learners to create a portfolio website but noticed that they found it challenging to create a compelling portfolio website from scratch due to the lack of proper tools in the market.

Hence, we ended up creating a feature to automate the **PORTFOLIO WEBSITE** within our bootcamp so our learners can focus on practice and interview preparation. To meet various preferences and needs, we now offer different themes for portfolio websites. Choose the style that best represents your professional image and effectively showcases your work.

This is how your landing page would look like



VIRTUAL INTERNSHIP

In our Virtual Internship, you'll gain practical experience in Financial Modelling and Valuation. Understanding requirements and presenting complex models. With a problem-solving mindset, you'll be ready to tackle any challenge and make a meaningful impact.



INTERNSHIP COVER LETTER EXAMPLE

your.name@gmail.com | (XXX) XXX-XXXX | 142 Your Address Blvd, City Name, CA XXXXX

[Today's Date]
[341 Company Address]
[Company City, State xxxxx]
[(xxx)xxx-xxxx]
[hiring.manager@gmail.com]

Dear Mr. /Mrs. /Ms. (Manager's Name),

I'm writing to you regarding the marketing role that opened up recently. I came across the job description on [Website Name] and was delighted to find that my academic accomplishments meet all of the necessary requirements. I am seeking a challenging but rewarding internship, which is why I was drawn to this exciting opportunity.

As a junior marketing student at the University of Georgia, I have acquired skills in advertising, PR, product development, and market research. Currently I hold a 3.8 GPA and have been on the Dean's List every semester. While in the College of Business, I have strategically focused my coursework in the following areas:

- Marketing Analytics
- Marketing Management
- Survey Research
- Strategic Internet Marketing
- Integrated Marketing Communications

Using my knowledge of the above, I designed a marketing campaign for a local pet grooming business that yielded the highest return on investment based on our given budget. The campaign was so well received that I was awarded third place in UGA's business plan competition.

I would be delighted to have an opportunity to personally interview with you. Please accept the enclosed resume and feel free to contact me at your earliest convenience. I appreciate your time and consideration.

Yours sincerely,

[Your Name]

TESTIMONIALS



Shaista Ali



Excel AI Analyst course: Learn to leverage AI and machine learning in Excel for data analysis and interpretation. Covers AI fundamentals, data prep, predictive modeling, advanced analysis, and best practices. Gain hands-on experience with Power Pivot, Data visual, Dashboard Ideal for professionals seeking to enhance data analysis skills and apply AI techniques in Excel."



Sana Ghulam Mohammad



" It was an unexpectedly amazing experience. The instructor's explanations were clear and easy to follow, and the real-world examples helped me understand how to apply these skills in practice.
Overall, however, this was a valuable learning experience, and I would recommend it to anyone looking to improve their Excel skills."



kiran masha




I'm thrilled to share my review for the Excel class I recently took, It was truly outclass! The amount of knowledge I gained was astounding. The instructor's expertise and engaging teaching style made learning complex Excel concepts a breeze.
The hands -on exercises were invaluable in reinforcing my understanding. I now feel confident in using Excel for a variety of tasks. This class exceeded my Expectation's and I highly recommend it to anyone looking to enhance their Excel skills.



Aiman Fatima



First of all thank you very much for Instructor Sir Abbas who have delivered, taught and present the contents of this course, which were very clearly understandable.
That's why, I have completed this course. However, I feel some difficulty to pass this course, but I devote more time to understand and clear the concept of these formulas. It was a good experience. I have learned many new tools and how to work smartly. I recommend every student to go through this course because excel makes work easier. But, anyways whole specialization is recommended to all, who have continuously working on excel to Manage data, Preparing MIS, and so on.



Laraib Abid



I enrolled in the Advanced Excel and Power BI course(Batch-03) seeking to deepen my understanding of data analysis tools, and it exceeded my expectations on multiple fronts. The course structure was meticulously designed, starting with advanced Excel techniques that lay the foundation for data visualization. Each module was comprehensive yet easy to follow, even for someone like me with intermediate Excel skills. What truly set this course apart was the instructor's expertise and teaching style. A definitive choice for advancing data analysis skills effectively.
Highly recommended!



Rimsha Urooj




I am having a fantastic experience with Sir Abbas, learning many new things. The instructor guides us and provides advanced Excel updates that have been incredibly helpful. The teaching approach is excellent, the atmosphere is conducive to learning, and I must say this course is a great way to enhance your skills and excel in the corporate world.



Azam Ali



I recently attended the Advanced Excel and Power BI class. This course exceeded expectations! Instructors seamlessly blended theory with hands-on projects, demystifying complex concepts. Practical applications and real-world examples made learning engaging. The course equipped me with immediately applicable skills. Instructors' industry insights and commitment to student success stood out. This program is a game-changer for anyone aiming to elevate their data analysis expertise.



Tanveer Khan



Completing the MS Excel Mastery Course has been an incredibly valuable learning experience. The course provided a comprehensive understanding of Advanced Excel functions, Data Analysis techniques, and Data Visualization.

The project has been instrumental in applying these skills to real-world scenarios, refining my practical abilities. Working on real data sets and solving complex problems has boosted my confidence in using Excel for practical tasks. This project-based approach has bridged the gap between theory and application, equipping me with the ability to handle Excel tasks with finesse and precision. I am truly grateful for the opportunity and look forward to leveraging these skills for future success



zaheer ali



I wanted to express my gratitude for the excellent Excel training course. It was incredibly well-structured, with a knowledgeable instructor who made complex concepts easy to understand. The hands-on exercises were practical and valuable. I feel much more confident using Excel now. Highly recommend this course!



anzik abbas



First of all thank you very much for Instructor Sir Abbas who have delivered, taught and present the contents of this course, which were very clearly understandable.


That's why, I have completed this course. However, I feel some difficulty to pass this course, but I devote more time to understand and clear the concept of these formulas. It was a good experience. I have learned many new tools and how to work smartly. I recommend every student to go through this course because excel makes work easier. But, anyways whole specialization is recommended to all, who have continuously working on excel to Manage data, Preparing MIS, and so on.



Fariha Chaudhary



MS Excel Beginner to Advance Training Bootcamp elevated my skills by digging into advanced functions, connecting theory with real projects, and refining my analytical abilities. The hands-on approach, guided by a skilled instructor, demystified complex concepts, instilling confidence. I've acquired essential tools for data manipulation, enhancing professional competence. Sharing my achievements on social media is a testament to the course's excellence. Highly recommended!



Jibran Khan



Delighted with the MS Excel Mastery Course! From Basics to Advanced features, the hands-on project was a game-changer. Bridging theory with real-world applications enhanced my analytical skills. Grateful for the chance to showcase this on social media for potential employers. Thank you!



Maaz Moin



Completed an "Advanced Excel and Power Bi" course. It was an amazing experience with Instructor Abbas, he provide clear explanations for immediate application in professional scenarios, making it a solid choice for enhancing data analysis and reporting skills. Highly recommended for those seeking to enhance their proficiency in Excel for real-world scenarios.



Sid Suleman



It was indeed a good course covering various topics composed of advance excel essentials, sum if, dynamic arrays, pivot table which go on further to power query which enables us to extract various kind of data and to remodel the data to our needs. This course was excellent. High recommended Institute.



Musarrat Jehan Sheikh



The course is great for any who wants to learn about excel and power BI course instructor is excellent the course content is up-to-date as these software tools frequently update their features. Course covers essential aspects like analysis visualization formulas data modeling so I'll advice everyone do enroll in these kind of courses they'll surely gonna help you in future



Saif Aly



I am delighted to express my gratitude to the boot camp organizer for an exceptional MS Excel bootcamp. The content was comprehensive, the instructor were knowledgeable, and the hands-on approach solidified my skills. This bootcamp has undoubtedly elevated my Excel proficiency and will undoubtedly impact my career positively. Kudos for a fantastic learning experience!



Muhammad Kanani



I am thrilled to announce my successful completion of the MS Excel Mastery Course with a project! Thanks to AnalytiX Camp for such a great opportunity. This journey took me from a beginner to proficient in both basic and advanced Excel functionalities. The comprehensive coverage of Excel's features enhanced my skills, while the ongoing project provided hands-on experience to apply my knowledge effectively. This course and project transformed my Excel skills and positively impacted my professional life.



Rose Lohana



I had an incredibly enriching experience at the Excel Bootcamp. The comprehensive training on Excel and dashboard creation exceeded my expectations. The team's unwavering support and the trainer's expertise made the learning process smooth and enjoyable. I now feel confident in my Excel skills and can create impressive dashboards with ease. I wholeheartedly recommend this bootcamp to anyone seeking to master Excel and data visualization.



My separate World 



This course was taught with simplicity and empathy, a novice user could've benefited from this course as much as an advance user could. Fundamentals of data analytics explained in detail with enough practice to be applied in real world scenarios right after taking the lesson! Highly recommended course for everyone who are looking to hone their data analytics skills be it professionals or business managers like myself who wants to add to their skillset



kisa batool 



I wholeheartedly recommend this course to anyone seeking a comprehensive, engaging, and effective Excel learning experience. it's a transformative journey that equips learners with the prowess to navigate Excel's complexities with confidence and fitness

Online Credibility

This module is all about using the internet to boost your chances of finding a job, getting better career opportunities, and freelancing. It will also teach you how to build your own personal brand for long-term benefits

By the end of this module, you will have an updated LinkedIn profile picture, banner image, and about section. Additionally, you will receive the following action steps.

01

3-step framework to build your online credibility with proven results.

02

6 Advanced Tips for super growth

03

10 post-writing templates for high engagement

04

Curated list of people to Follow / Connect for Data Professionals

Step 1: Get your LinkedIn profile right.



Jane Doe

Financial Analyst

Talks about #PowerBI,
#FinancialAnalysis,
#DataAnalytics, #Finance,
#DataScience, and
#BusinessIntelligence.

Step 2: Engage Meaningfully



Tony Sharma

Senior Financial Analyst

you are replying to Tony Sharma's post



thanks for connecting! I'd love to learn more about your work in Financial analytics—your recent projects look really interesting!"

Step 3: Create your own post



Jane Doe

Data Analyst

Hello Everyone,

I'm thrilled to connect with professionals in the financial and data analytics space! As a Financial Analyst, I'm passionate about leveraging data to drive strategic financial insights and business decisions. Looking forward to learning, collaborating, and growing with this incredible community!

SMART JOB ASSISTANCE

Through our job assistance program, we are dedicated to providing the following valuable services and support to help you achieve your career goals:

01

Creating an ATS-friendly
resume

02

Projects and step by step
guidance to create an
impressive portfolio

03

Recorded mock interview
session for real-life
interview experience

04

Resume review, LinkedIn
profile review & interview
preparation support